



DESCRIZIONE TECNICA / TECHNICAL DESCRIPTION

N.B. GLI ELEMENTI COMPOSITIVI SONO VENDIBILI ANCHE SINGOLARMENTE

STRUTTURA Legno imbottito con Poliuretano e Fiberfill

SEDUTA Legno con cinghie elastiche intrecciate, imbottitura in Poliuretano e Fiberfill

RIVESTIMENTO Tessuto o pelle non sfoderabile

Rivestimento in tessuto istituzionale Baroccodile Panel Vogue 001 Solid Black/Gold applicabile solo su elemento centrale grande e elemento laterale maxi (non compatibile con **OPTIONAL 1A**, **OPTIONAL 1B**, **OPTIONAL 1C** e **OPTIONAL 2**)

PIEDI Legno tinto wengé

COFFEE TABLE Legno curvato e laccato con finitura lucida spazzolata nei colori avorio, Chianti oppure nero

Versione alternativa in legno impiallacciato Ebony Macassar con finitura lucida spazzolata

Piedi in legno tinto wengé

OPTIONAL 1A-1B-1C Trapuntatura Column su schienale e seduta (**OPTIONAL 1A**), su bracciolo (**OPTIONAL 1B**) oppure su schienale, seduta e bracciolo (**OPTIONAL 1C**)

OPTIONAL 2 Fronte bracciolo con logo, non compatibile con trapuntatura Column (**OPTIONAL 1A-1B-1C**)

Versione in tessuto: logo Metal 3D Medusa, finitura Gold lucido

Versione in pelle: applicazione in pelle impunturata e logo Metal 3D Medusa, finitura Gold lucido

OPTIONAL CUSCINI Cuscini in piuma 50x50 e 60x60 con rivestimento sfoderabile

N.B. THE SECTIONAL ELEMENTS ARE ALSO AVAILABLE AS SINGLE ELEMENT

FRAME Wood padded with Polyurethane and Fiberfill

SEAT Wood with interwoven elastic bands, padding in Polyurethane and Fiberfill

COVER Not removable fabric or leather cover

Big central element and maxi lateral element covered available with institutional fabric Baroccodile Panel Vogue 001 Solid Black/Gold (not compatible with **OPTIONAL 1A**, **OPTIONAL 1B**, **OPTIONAL 1C** and **OPTIONAL 2**)

FEET Wood wengé stained

COFFEE TABLE Curved wood lacquered ivory, Chianti or black colour, with glossy brushed finishing

Alternative version in wood veneered Ebony Macassar with glossy brushed finishing

Wooden feet wengé stained

OPTIONAL 1A-1B-1C Column quilting on the back and on the seat (**OPTIONAL 1A**), on the armrest (**OPTIONAL 1B**) or on the back, on the seat and on the armrest (**OPTIONAL 1C**)

OPTIONAL 2 Frontal armrest with logo, not compatible with Column quilting (**OPTIONAL 1A-1B-1C**)

Fabric version: 3D Metal Medusa logo with polished Gold finishing

Leather version: with stitched leather application and 3D Metal Medusa logo with polished Gold finishing


OPTIONAL CUSHIONS Cushions in feather 50x50 and 60x60 with removable cover

VERSACE HOME


sofas & armchairs

ZENSATIONAL

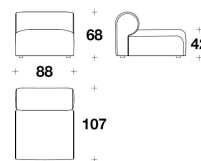
VERSACE
HOME



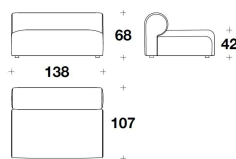
VCU (04)
OPTIONAL : CUSCINO / CUSHION
50x50cm
19 3/4x19 3/4"



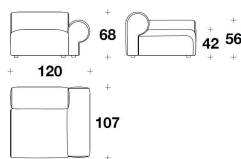
VCU (03)
OPTIONAL : CUSCINO / CUSHION
60x60cm
23 2/3x23 2/3"



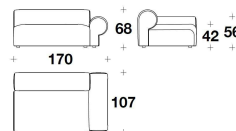
DFT (ECM)
MEDIUM : ELEMENTO CENTRALE /
CENTRAL ELEMENT
88x107x68H. - H.S.42cm
34 2/3x42x26 2/3H. - H.S.16 2/4"



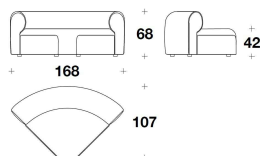
DFT (ECG)
BIG : ELEMENTO CENTRALE /
CENTRAL ELEMENT
138x107x68H. - H.S.42cm
54 1/3x42x26 2/3H. - H.S.16 2/4"



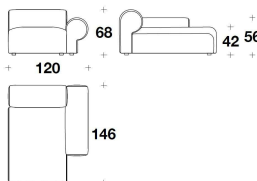
DFT (EDM) - DFT (ESM)
MEDIUM : ELEMENTO DX O SX / RIGHT
OR LEFT ELEMENT
120x107x68H. - H.S.42cm
47 1/3x42x26 2/3H. - H.S.16 2/4"



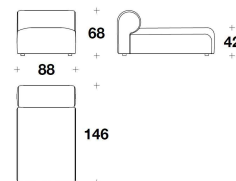
DFT (EDX) - DFT (ESX)
MAXI : ELEMENTO DX O SX / RIGHT OR
LEFT ELEMENT
170x107x68H. - H.S.42cm
67x42x26 2/3H. - H.S.16 2/4"



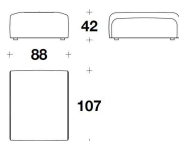
DFT (ANG)
ELEMENTO ANGOLARE CURVO /
CURVED CORNER ELEMENT
168x107x68H. - H.S.42cm
66x42x26 2/3H. - H.S.16 2/4"



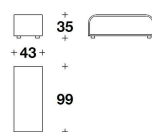
DFT (CLD) - DFT (CLS)
CHAISE LONGUE DX O SX / RIGHT OR
LEFT CHAISE LONGUE
120x146x68H. - H.S.42cm
47 1/3x57 1/3x26 2/3H. - H.S.16 2/4"



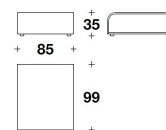
DFT (COU)
COUCH
88x107x68H. - H.S.42cm
34 2/3x42x26 2/3H. - H.S.16 2/4"



DFT (POU)
POUF / OTTOMAN
88x107x42H.cm
34 2/3x42x16 2/4H."



TCV (48)
COFFEE TABLE
43x99x35H.cm
17x39x13 3/4H."



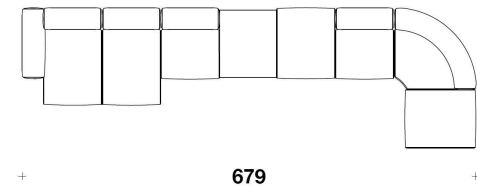
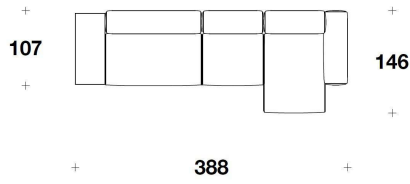
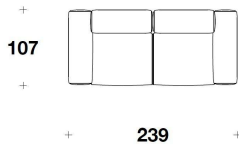
TCV (49)
BIG : COFFEE TABLE
85x99x35H.cm
33 1/3x39x13 3/4H."

Note

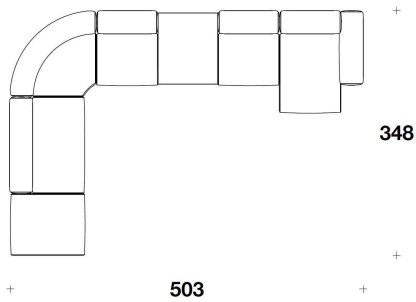
EXAMPLES OF SECTIONAL SOFA

VERSACE HOME
sofas & armchairs
ZENSATIONAL

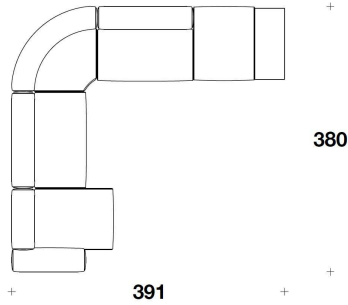
VERSACE
 HOME



DFT (ESM) + DFT (EDM)



TCV (48) + DFT (ECG) + DFT (ECM) +
 DFT (CLD)



DFT (CLS) + DFT (COU) + DFT (ECM) + TCV (49) + DFT (POU)
 + DFT (ECM) + DFT (ANG) + DFT (POU)

DFT (POU) + DFT (ECG) + DFT (ANG) + DFT (ECM) + TCV (49) + DFT (CLD)
 + DFT (ECM) + DFT (CLD)

DFT (CLS) + DFT (ECG) + DFT (ANG) + DFT (ECG) + DFT
 (POU) + TCV (48)