

**BENTLEY HOME**  
living / sideboards  
**HARROW**



# BENTLEY HOME

## living / sideboards

### HARROW



#### DESCRIZIONE TECNICA / TECHNICAL DESCRIPTION

**N.B. GLI ELEMENTI COMPOSITIVI NON SONO VENDIBILI SINGOLARMENTE, MA SOLO IN UNA COMPOSIZIONE (VEDRE ALCUNI ESEMPI RIPORTATI). ULTERIORI COMPOSIZIONI SONO REALIZZABILI PREVIA CONFERMA DEL NOSTRO UFFICIO TECNICO**

**STRUTTURA ESTERNA** Legno curvato impiallacciato Warm Grey Fiddleback Sycamore, Smoked Liquidambar oppure radica Burr Walnut, finitura lucida spazzolata. Versione alternativa rivestita in pelle Vermont

**SPECIAL CUSTOMIZATION:** Toffee Brown Smoked Larch oppure radica Chestnut finitura lucida spazzolata (prezzi su richiesta). Versione alternativa con speciale laccatura effetto Degradé Lacquer o Metal Lacquer, con finitura lucida spazzolata (data di consegna indicata sulla conferma d'ordine)

**STRUTTURA INTERNA** Legno laccato nero opaco

**TOP** Marmo Calacatta oppure Valentine Grey, oppure rivestito in pelle Vermont

**ANTE** Legno curvato impiallacciato coordinato alla struttura esterna, finitura lucida spazzolata, oppure rivestito in pelle Vermont

**CASSETTI** Legno ad estrazione totale con frontale in legno curvato impiallacciato coordinato alla struttura esterna, finitura lucida spazzolata, oppure rivestito in pelle Vermont

Interni laccati nero opaco e rivestiti in microfibra

**BASE** Legno impiallacciato coordinato alla struttura esterna, finitura lucida spazzolata, oppure rivestito in pelle Vermont

**N.B.** Ogni pietra, essendo un prodotto naturale, è un pezzo unico e quindi può presentare variazioni di colore e struttura

**N.B. THE SECTIONAL ELEMENTS ARE NOT AVAILABLE AS SINGLE ELEMENT, BUT ONLY IN A SECTIONAL SIDEBOARD (SEE THE EXAMPLE OF SECTIONAL SIDEBOARD). OTHER SECTIONAL SIDEBOARD ARE AVAILABLE ONLY IF CONFIRMED BY OUR TECHNICAL DEPARTMENT**

**EXTERNAL FRAME** Curved wood veneered Warm Grey Fiddleback Sycamore, Smoked Liquidambar or Burr Walnut briar-root, with glossy brushed finishing. Alternative version covered in Vermont leather

**SPECIAL CUSTOMIZATION:** Toffee Brown Smoked Larch or Chestnut briar-root, with glossy brushed finishing (prices upon request). Alternative version with special lacquering Degradé Lacquer or Metal Lacquer effect, with glossy brushed finishing (delivery date indicated on the order)

**INNER FRAME** Matt black lacquered wood

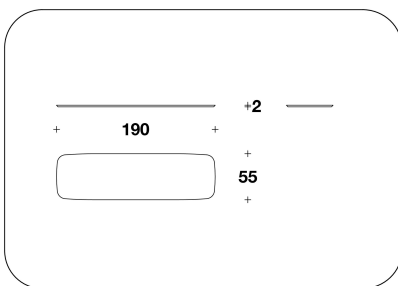

**TOP** Calacatta or Valentine Grey Marble, or covered in Vermont leather

**DOORS** Curved wood veneered, coordinated with the external frame, with glossy brushed finishing, or covered in Vermont leather

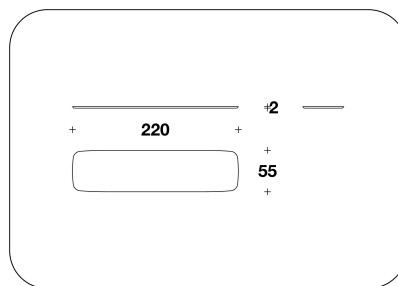
**DRAWERS** Pull-out veneered wooden drawers, coordinated with the external frame, with glossy brushed finishing, or covered in Vermont leather. Matt black lacquered inside and microfibre inner cover

**BASE** Wood veneered, coordinated with the external frame, with glossy brushed finishing, or covered in Vermont leather

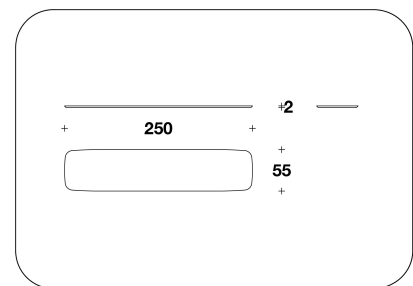
**N.B.** Each stone, being a natural product, is a one-of-a-kind piece and can therefore exhibit colour and structural differences



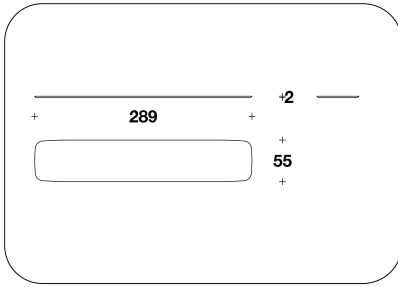
BMB (19TOPE1) - BMB (19TOPP1)  
TOP  
190x55x2H.cm  
74 2/3x21 2/3x13/16H."



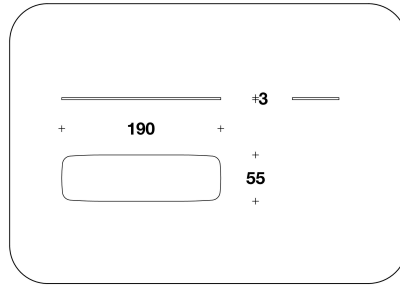
BMB (19TOPE2) - BMB (19TOPP2)  
TOP  
220x55x2H.cm  
86 2/3x21 2/3x13/16H."



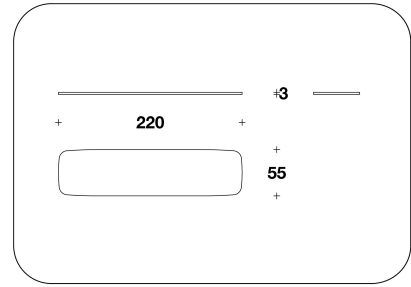
BMB (19TOPE3) - BMB (19TOPP3)  
TOP  
250x55x2H.cm  
98 1/3x21 2/3x13/16H."



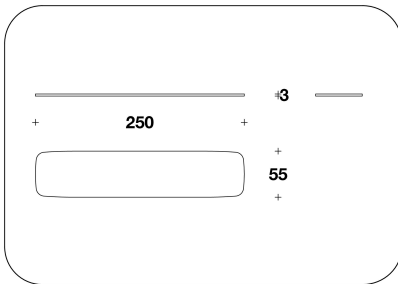
**BMB (19TOPE4) - BMB (19TOPP4)**  
**TOP**  
 289x55x2H.cm  
 113 2/3x21 2/3x13/16H."



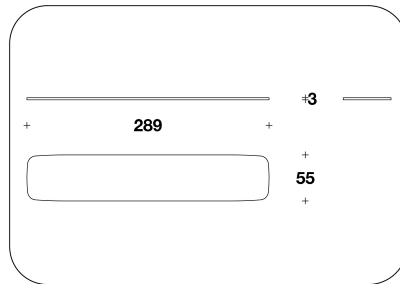
**BMB (19BASE1) - BMB (19BASP1)**  
**BASAMENTO / BASE**  
 190x55x3H.cm  
 74 2/3x21 2/3x1 3/16H."



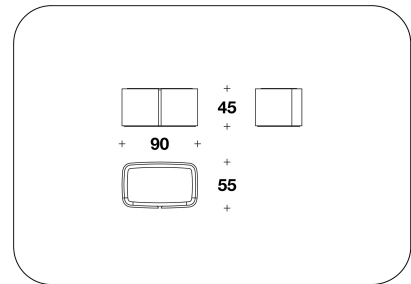
**BMB (19BASE2) - BMB (19BASP2)**  
**BASAMENTO / BASE**  
 220x55x3H.cm  
 86 2/3x21 2/3x1 3/16H."



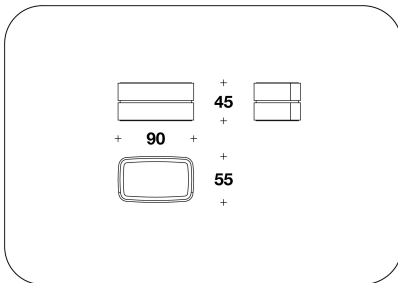
**BMB (19BASE3) - BMB (19BASP3)**  
**BASAMENTO / BASE**  
 250x55x3H.cm  
 98 1/3x21 2/3x1 3/16H."



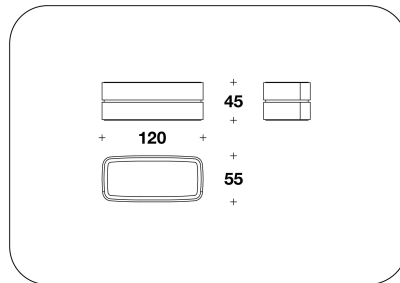
**BMB (19BASE4) - BMB (19BASP4)**  
**BASAMENTO / BASE**  
 289x55x3H.cm  
 113 2/3x21 2/3x1 3/16H."



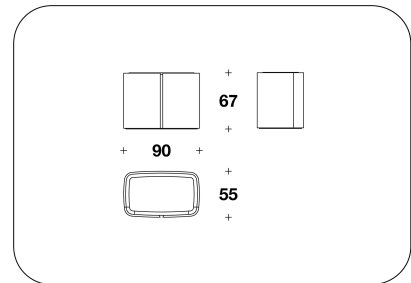
**BMB (19M90ABE) - BMB (19M90ABP) - BMB (19M90ABE/SCZ)**  
**LOW : ELEMENTO CON ANTE / ELEMENT WITH DOORS**  
 90x55x45H. cm  
 35 1/3x21 2/3x17 3/4H. "



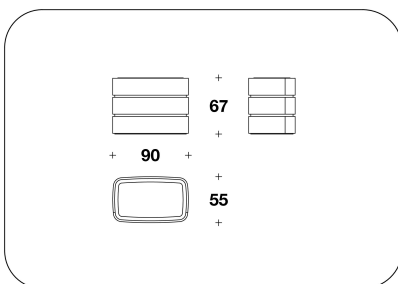
**BMB (19M90CBE) - BMB (19M90CBP) - BMB (19M90CBE/SCZ)**  
**LOW : ELEMENTO CON CASSETTI / ELEMENT WITH DRAWERS**  
 90x55x45H. cm  
 35 1/3x21 2/3x17 3/4H. "



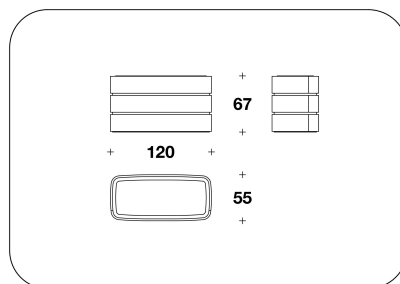
**BMB (19M120CBE) - BMB (19M120CBP) - BMB (19M120CBE/SCZ)**  
**LOW : ELEMENTO CON CASSETTI / ELEMENT WITH DRAWERS**  
 120x55x45H. cm  
 47 1/3x21 2/3x17 3/4H. "



**BMB (19M90AAE) - BMB (19M90AAP) - BMB (19M90AAE/SCZ)**  
**HIGH : ELEMENTO CON ANTE / ELEMENT WITH DOORS**  
 90x55x67H. cm  
 35 1/3x21 2/3x26 1/3H. "



**BMB (19M90CAE) - BMB (19M90CAP) - BMB (19M90CAE/SCZ)**  
**HIGH : ELEMENTO CON CASSETTI / ELEMENT WITH DRAWERS**  
 90x55x67H. cm  
 35 1/3x21 2/3x26 1/3H. "



**BMB (19M120CAE) - BMB (19M120CAP) - BMB (19M120CAE/SCZ)**  
**HIGH : ELEMENTO CON CASSETTI / ELEMENT WITH DRAWERS**  
 120x55x67H. cm  
 47 1/3x21 2/3x26 1/3H. "

**BENTLEY HOME**  
**living / sideboards**  
**HARROW**

**Note**

