



Cage-B

Designer

Massimo Castagna

Details

- Steel or brass hutch.
- 1.5 cm thick.

Shelves

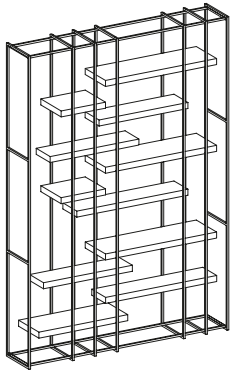
- Fitted with plywood.
- 5 cm thick.
- Heat-Treated and swamp wood finishes.

Dimensions

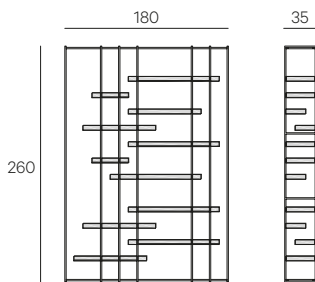
Cm 180x35x260h
Cm 180x45x260h
Cm 240x35x260h
Cm 240x45x260h

*Dimensions can be customised.

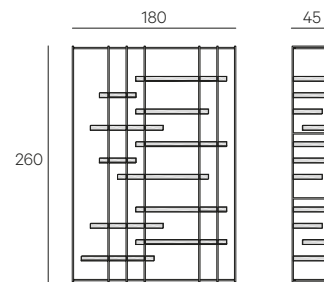
A blend of essential elements, combined with eclecticism and rhythmicity, marks the personality of Cage B, a vigorous and dynamic double-sided presence that enhances the rigor of a rational elegance, without dividing but allowing the environments to dialogue.



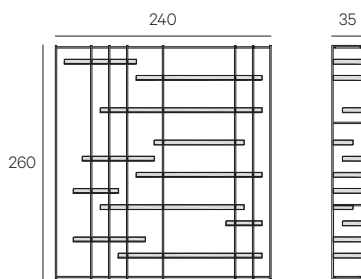
Cm 180x35x260h



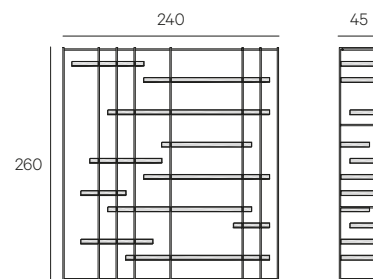
Cm 180x45x260h



Cm 240x35x260h



Cm 240x45x260h



CARE AND MAINTENANCE OF LEATHER

For this upholstery, Henge uses fine leathers that have undergone processes that do not alter the original appearance and unique character of the leather. Marks, veins and differences in the grain, thickness and colour are a guarantee of the authenticity and natural quality of the hide. For everyday cleaning, simply wipe the surface with a clean, dry, non-abrasive, preferably white cloth. Dry dirt can be easily removed with the use of a soft bristle brush. You can also use a medium power vacuum cleaner with a suitable attachment, and avoid rubbing the surface with it. Any stains caused from water soluble substances (soft drinks, coffee, tea, milk, chocolate, oil, grease, make-up) should be removed quickly by gently dabbing the surface with a dry cloth or paper towel. Next you will need to lightly rub the stain from the outside towards the center using a clean cloth soaked in a neutral pH, colourless detergent diluted in water. Try not to soak the leather, which must be dried quickly with a clean cloth. Do not use a hairdryer and avoid exposing to direct sunlight. Greasy substances (oil, ketchup, mayonnaise, chocolate) can instead be carefully removed with a paper towel without pressing on the surface, so as to prevent the stain from being absorbed by the leather. Gently rub the stain from the outside towards the center using a clean cloth soaked in a neutral pH, colourless detergent, well diluted in water. Without soaking the leather, dry immediately with a clean, dry cloth.

CAUTION

Do not place leather furniture or sofas near any source of heat such as fireplaces, stoves or radiators. The minimum distance must be 50cm. The upholstery will maintain its original colour by avoiding placing the sofa in direct sunlight or near artificial light sources, especially halogen lights. In fact both artificial light and sunlight can permanently damage leather upholstery, as can unsuitable detergents. Natural leather upholstery makes each sofa a unique piece because every hide is one of a kind. Specific Nabuk cleaner and care kit, including specific products and accessories is available upon request.

CARE AND MAINTENANCE OF MARBLE

Marble is crystalline limestone rock composed primarily of calcium carbonate. As a natural material, colour variations, whether overall or in the veins and marks even within the same slab, are considered characteristic. The product may change by itself, acquiring an appearance that makes it all the more prized and unique the more it shows signs of age. Over time, such surfaces may deteriorate and/or mark (marks bring more noticeable with a pale colour). It is therefore advisable to avoid leaving cleaning products or household liquids (oil, red wine, vinegar, etc.) on the surface. In particular, products that contain citric acid (present for example in fruit, citrus fruit and tomatoes) act on contact with the treated surface, removing its original sheen. Always clean stains on surfaces while they are still fresh. To reduce risk, we treat the marble according to the most advanced waterproofing technology. Yet even the best waterproofing treatment, such as the one we apply, becomes less effective normally after two or three months, depending on your use of the surface. Therefore it is very important to renew the treatment regularly using the recommended product supplied. To apply this, carefully follow the instructions printed on the package, bearing in mind however, that the treatment does not make the surface immune to the effects of acidic substances (such as lemon juice). For routine maintenance use a microfiber cloth with a neutral pH detergent (water alone is enough for flamed finishes). Do not use products containing acids or limescale removing substances. Specific cleaner and care kit for our stones, including specific products and accessories is available upon request.

CARE AND MAINTENANCE OF WOOD

The woods used for our products are of the highest quality and manufactured with the greatest craftsmanship. As wood is a natural material, when placed in a very dry environment it loses humidity and consequently shrinks. In contrast, in a very humid environment wood acquires humidity, increasing in size. These subtle reactions are not flaws but natural movements of a 'living' product, which expands and contracts as the seasons change. Furthermore, the final moisture content of wood also varies according to use, for which particular care is required. For routine maintenance of wood, use a soft, damp, fluffy cloth, or a microfiber cloth. Stubborn stains cleaning wood and does not scratch. To thoroughly clean even the finest grain, follow the direction of the grain using a neutral pH detergent. Next, rinse with a well wrung out cloth and thoroughly dry all surfaces. It is advisable to use neutral pH products and to always test any product on a small hidden part of the object before using it on the outside. To apply the rejuvenating oil provided, carefully follow the instructions printed on the packaging. Bear in mind, however, that the treatment does not make the surface immune to the effects of acidic substances (such as lemon juice). Specific cleaner and care kit for wooden surfaces, including specific products and accessories is available upon request.

CARE AND MAINTENANCE OF STEEL MESH TWEED PATTERN

Avoid leaving household liquids (oil, red wine, vinegar, etc.) on the surface. In particular, products that contain citric acid (present for example in fruit, citrus fruit and tomatoes) act on contact with the treated surface, removing its original sheen. Always clean stains on surfaces while they are still fresh. For routine maintenance use a microfiber cloth with a neutral pH detergent for glass (alcohol free). Do not use products containing acids or limescale removing substances.

CARE AND MAINTENANCE OF BRASS AND IRON

Avoid leaving household liquids (oil, red wine, vinegar, etc.) on the surface. In particular, products that contain citric acid (present for example in fruit, citrus fruit and tomatoes) act on contact with the treated surface, removing its original sheen. Always clean stains while they are still fresh. For routine maintenance use a microfiber cloth and water. Do not use products containing acids, limescale removing substances or alcohol.