



#### **DESCRIZIONE TECNICA / TECHNICAL DESCRIPTION**

**TESTIERA** Legno imbottito con Poliuretano e Fiberfill

**SPONDE LATERALI** Legno imbottito con Poliuretano e Fiberfill

Versione alternativa con intarsi in acciaio in legno laccato nero lucido oppure impiallacciato Warm Grey Fiddleback Sycamore, Smoked Liquidambar, radica Burr Walnut, betulla Dark Titanium Flamed Birch, finitura lucida spazzolata

**SPECIAL CUSTOMIZATION:** Speciale laccatura effetto Degradé Lacquer, con finitura lucida spazzolata (data di consegna indicata sulla conferma d'ordine)

**STRUTTURA BASE** Smontabile in pannelli di legno imbottiti in Poliuretano e Fiberfill assemblati con elementi di acciaio

**RETE** Doghe in legno di faggio

**RIVESTIMENTO** Microfibra o pelle non sfoderabile, testiera con lavorazione Striped Diamond

Retro testiera in fodera sia nella versione rivestita in tessuto, che nella versione rivestita in pelle

Base letto sfoderabile

**PIEDI / BASAMENTO** Legno tinto wengé

**OPTIONAL** Coppia di lampade con struttura in acciaio finitura canna di fucile e incisione a rombi

Paralume in cristallo sabbato internamente, con fonte luminosa a LED, accensione soft touch e variatore

**HEADBOARD** Wood padded with Polyurethane and Fiberfill

**LATERAL SIDES** Wood padded with Polyurethane and Fiberfill

Alternative version with steel inserts and glossy black lacquered wood or veneered Warm Grey Fiddleback Sycamore, Smoked Liquidambar, Burr Walnut briar-root, Dark Titanium Flamed Birch, with glossy brushed finishing

**SPECIAL CUSTOMIZATION:** special lacquering Degradé Lacquer effect, with glossy brushed finishing (delivery date indicated on the order confirmation)

**FRAME** Detachable base in wooden panels covered with Polyurethane and Fiberfill assembled with steel elements

**BED BASE** Beech wooden slats

**COVER** Not removable microfibre or leather cover, headboard with Striped Diamond manufacture

Headboard back always with lining

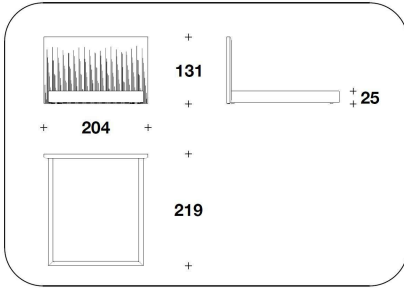
Bed base with removable cover

**FEET / BASE** Wood stained wengé

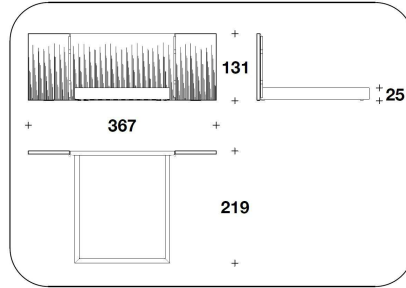
**OPTIONAL** No. 2 lamps with steel frame, gun-metal grey finishing with rhombus inlay

Sanded crystal lampshade with Led lighting, soft touch system and dimmer

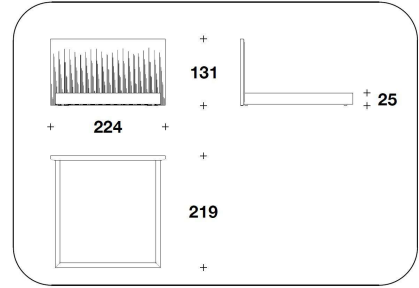




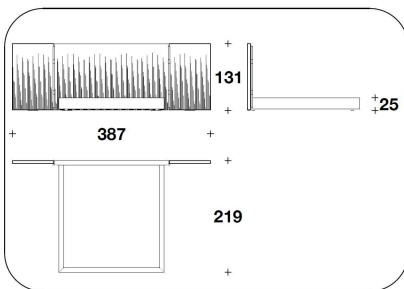
**ANG (LE1)**  
**LETTO PER MATERASSO / BED FOR MATTRESS**  
 165x200 - 204x219x131H. - H.B.25cm  
 65x78 2/3 - 80 1/3x86 1/3x51 2/3H. - H.B.9 3/4"



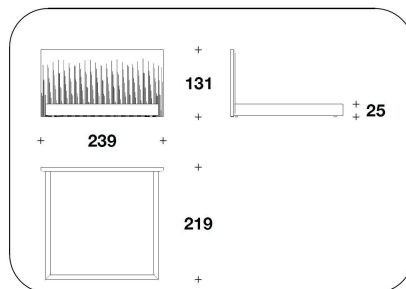
**ANG (LE1)**  
**LETTO PER MATERASSO / BED FOR MATTRESS**  
 165x200 - 204x219x131H. - H.B.25cm  
 65x78 2/3 - 80 1/3x86 1/3x51 2/3H. - H.B.9 3/4"



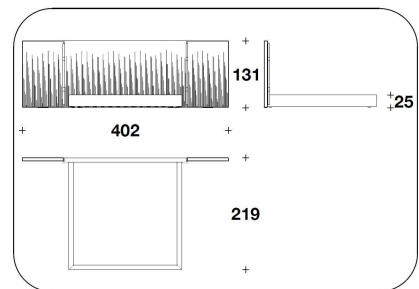
**ANG (LE2)**  
**LETTO PER MATERASSO / BED FOR MATTRESS**  
 185x200 - 224x219x131H. - H.B.25cm  
 73x78 2/3 - 88 1/3x86 1/3x51 2/3H. - H.B.9 3/4"



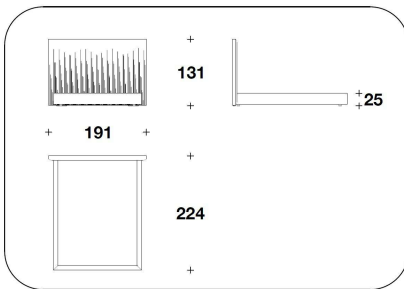
**ANG (LE2)**  
**LETTO PER MATERASSO / BED FOR MATTRESS**  
 185x200 - 224x219x131H. - H.B.25cm  
 73x78 2/3 - 88 1/3x86 1/3x51 2/3H. - H.B.9 3/4"



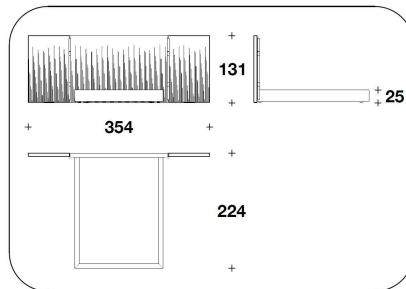
**ANG (LE7)**  
**LETTO PER MATERASSO / BED FOR MATTRESS**  
 200x200 - 239x219x131H. - H.B.25cm  
 78 2/3x78 2/3 - 94x86 1/3x51 2/3H. - H.B.9 3/4"



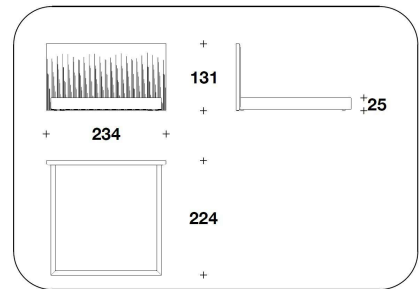
**ANG (LE7)**  
**LETTO PER MATERASSO / BED FOR MATTRESS**  
 200x200 - 239x219x131H. - H.B.25cm  
 78 2/3x78 2/3 - 94x86 1/3x51 2/3H. - H.B.9 3/4"



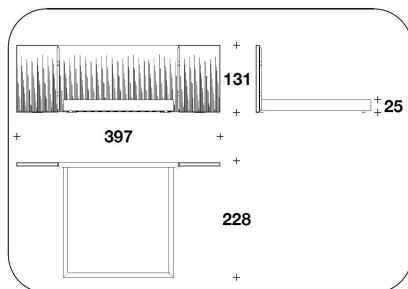
**ANG (QUSA)**  
**QUEEN USA : LETTO PER MATERASSO / BED FOR MATTRESS**  
 152x205 - 191x224x131H. - H.B.25cm  
 60x80 2/3 - 75 1/3x88 1/3x51 2/3H. - H.B.9 3/4"



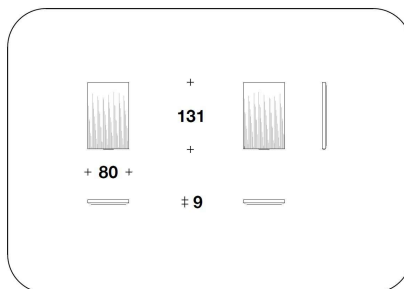
**ANG (QUSA)**  
**QUEEN USA : LETTO PER MATERASSO / BED FOR MATTRESS**  
 152x205 - 191x224x131H. - H.B.25cm  
 60x80 2/3 - 75 1/3x88 1/3x51 2/3H. - H.B.9 3/4"



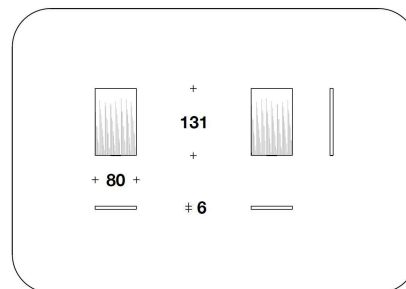
**ANG (KUSA)**  
**KING USA : LETTO PER MATERASSO / BED FOR MATTRESS**  
 195x205 - 234x224x131H. - H.B.25cm  
 76 2/3x80 2/3 - 92x88 1/3x51 2/3H. - H.B.9 3/4"



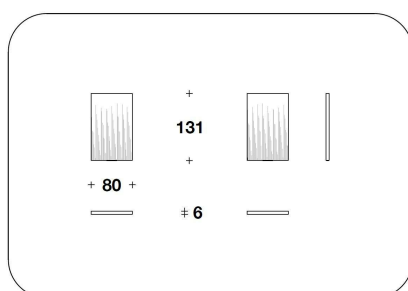
**ANG (KUSA)**  
**KING USA : LETTO PER MATERASSO /**  
**BED FOR MATTRESS**  
 195x205 - 234x224x131H. - H.B.25cm  
 76 2/3x80 2/3 - 92x88 1/3x51 2/3H. -  
 H.B.9 3/4"



**ANG (SPO)**  
**COPPIA SPONDE / TWO LATERAL**  
**SIDES**  
 80x9x131H.cm  
 31 1/3x3 2/4x51 2/3H."



**ANG (SPOL)**  
**LACQUERED : COPPIA SPONDE / TWO**  
**LATERAL SIDES**  
 80x6x131H.cm  
 31 1/3x2 6/16x51 2/3H."



**ANG (SPOE) - ANG (SPOE/SCZ)**  
**VEENERED : COPPIA SPONDE / TWO**  
**LATERAL SIDE**  
 80x6x131H.cm  
 31 1/3x2 6/16x51 2/3H."

**Note**