



**DESCRIZIONE TECNICA / TECHNICAL DESCRIPTION**

**N.B. GLI ELEMENTI COMPOSITIVI SONO VENDIBILI ANCHE SINGOLARMENTE**

**STRUTTURA** Legno imbottito con Poliuretano e Fiberfill. Insetto bracciolo in acciaio finitura cromo lucido, canna di fucile oppure Light Gold

**STRUTTURA SEDUTA** Legno imbottito con Poliuretano, cinghie elastiche intrecciate

**CUSCINI SEDUTA** Piuma, Poliuretano e Fiberfill

**CUSCINI SCHIENALE** Piuma

**CUSCINI DECORATIVI** Piuma

**RIVESTIMENTO** Tessuto o pelle non sfoderabile in tinta unita (le proposte consigliate per abbinare le tinte unite e motivi grafici sono indicate nella lista a fine listino)

**PIEDI** Legno massello tinto scuro

**N.B. THE SECTIONAL ELEMENTS ARE ALSO AVAILABLE AS SINGLE ELEMENT**

**FRAME** Wood padded with Polyurethane and Fiberfill. Armrest insert in steel with polished chrome, gun-metal grey or Light Gold finishing

**SEAT FRAME** Wood padded with Polyurethane and Fiberfill, interwoven elastic bands

**SEAT CUSHIONS** Feather, Polyurethane and Fiberfill

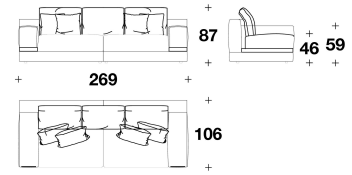


**BACK CUSHIONS** Feather

**DECORATIVE CUSHIONS** Feather

**COVER** Not removable fabric cover in plain colour (suggested matching proposals for plain colours and graphic motifs available at the end of the pricelist)

**FEET** Solid wood dark stained

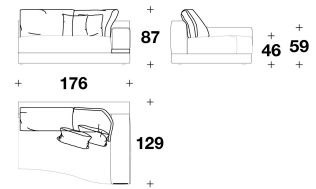
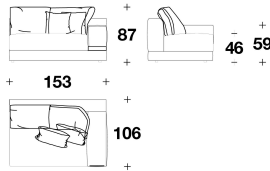
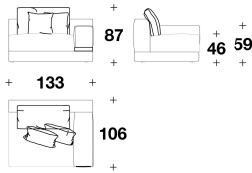
**DOLCE & GABBANA CASA**  
**sofas & armchairs**  
**MELISSA**



CDG (50/3)  
 CUSCINO DECORATIVO /  
 DECORATIVE CUSHION  
 50x50 cm  
 19 3/4x19 3/4 "

CDG (50/2) - CDG (50/1) - CDG (50/5) -  
 CDG (50/4)  
 CUSCINO DECORATIVO /  
 DECORATIVE CUSHION  
 50x50 cm  
 19 3/4x19 3/4 "

3MA (D3)  
 DIVANO 3 POSTI IN 2 ELEMENTI / 3  
 SEATER SOFA IN 2 ELEMENTS  
 269x106x87H. - H.S.46 cm  
 106x41 2/3x34 1/3H. - H.S.18 "



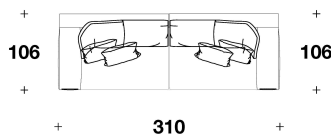
3MA (EDP) - 3MA (ESP)  
 ELEMENTO SEDUTA CON BRACCIOLO  
 DX O SX / SEAT ELEMENT WITH RIGHT  
 OR LEFT ARMREST  
 133x106x87H. - H.S.46 cm  
 52 1/3x41 2/3x34 1/3H. - H.S.18 "

3MA (EDG) - 3MA (ESG)  
 BIG : ELEMENTO SEDUTA CON  
 BRACCIOLO DX O SX / SEAT ELEMENT  
 WITH RIGHT OR LEFT ARMREST  
 153x106x87H. - H.S.46 cm  
 60 1/3x41 2/3x34 1/3H. - H.S.18 "

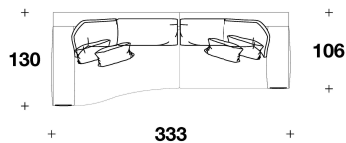
3MA (PEND) - 3MA (PENS)  
 ELEMENTO PENISOLA CON  
 BRACCIOLO DX O SX / PENINSULA  
 ELEMENT WITH RIGHT OR LEFT  
 ARMREST  
 176x129x87H. - H.S.46 cm  
 69 1/3x50 2/3x34 1/3H. - H.S.18 "

**Note**

EXAMPLE OF SECTIONAL SOFA



3MA (ESG) - 3MA (EDG)



3MA (PENS) - 3MA (EDG)